



This project is co-financed by the
European Union and the Republic of Turkey
Bu proje Avrupa Birliği ve Türkiye Cumhuriyeti tarafından
finanse edilmektedir



TURKEYⁱⁿ
HORIZON 2020
COOPERATION. INNOVATION. COMPETITIVENESS

Technical Assistance for Turkey in Horizon 2020 Phase-II
EuropeAid/139098/1H/SER/TR

EIC Accelerator Overview & Turkey in H2020/HE Project

PWC-7

Odysseas Spyroglou, KE2

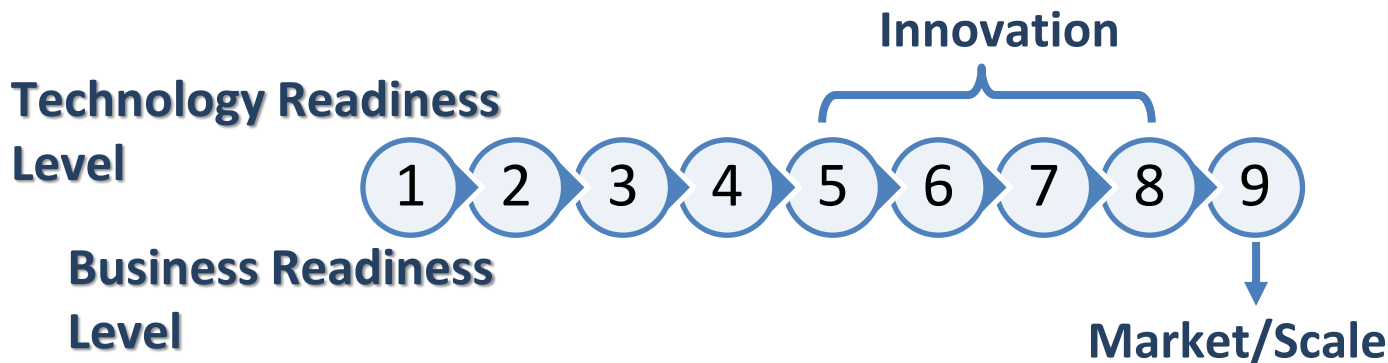
Photo by Christian Lue on Unsplash



REPUBLIC OF TURKEY
MINISTRY OF INDUSTRY
AND TECHNOLOGY



Development | Stages, Team



Work Packages			
≥3 WPs for Innovation		≥2 WPs for Market/Scale up	
Tasks	Deliverables	Tasks	Deliverables
Milestones		Milestones	



→ recruitment →



Workplan

Workplan

 Re-generate

Please note that if you click on the 'Re-generate' button, the current content will be overwritten based on your technology to be developed.

Edit your workplan. The work plan is a kind of "storytelling" presenting the logical sequence of your work packages leading to the major deliverables of your project. *

feature socio-technical workshops knowledge to be developed
feature data collection and AI technology to be developed

This workplan is generated from your technologies to be developed. These technologies are 117/10000 gathered together following their thematic. You are totally free to edit it but remember that it should include the different technology developments you will do. A Gantt chart of your workpackages will be automatically generated in the next steps.

Validate my Workplan

Work packages

Describe the workpackages of your solution

In this step, you will create the workpackages for your project and then assign the features you have described above to them. The aim here is to ensure consistency between the functions/use cases you envisage to meet the needs of the market and the technical features you will develop. In other words, avoid developing technical features that nobody expects!

In line with EIC specifications, it is compulsory to have at least :

- One workpackage for technology development, one workpackage for market activities and one for management to develop your innovation activities.
- One workpackage for market activities and one for management to develop your market/scale-up activities (TRL 9).

Depending on their nature, costs declared for TRL9 onwards can be declared either in the TRL9 workpackages within the Development part of the Design Module, or in exploitation costs within the Go To Market part of the Design Module. For instance, all costs related to the development of a product, service or process can be included in TRL9 workpackages within Development part of the Design Module. Other costs can be declared in the exploitation costs within the Go to Market part of the Design Module. Please however ensure that you declare these cost only once.

Work packages

Your "innovation activities" related workpackages (TRL 5-8)
covered by the EIC Grant component

+ Create new
workpackage

M WP 1



0 task
0 feature assigned

Edit

MA WP 2



0 task
0 feature assigned

Edit

D WP 3



0 task
0 feature assigned

Edit

Your initial market deployment activities (TRL 9) covered by the
investment component

+ Create new
workpackage

M WP 4



0 task
0 feature assigned

Edit

MA WP 5



0 task
0 feature assigned

Edit

Your scale-up activities related workpackages (post TRL 9)

You will be able to fill more information about these activities in the Go 2 Market part.

Validate my workpackage list

For each Work package

1. Workpackage information

2. Assignment to features

3. Deliverables

4. Budget

Name of the workpackage *

WP 1

4/100

Type of the workpackage

Management

Objectives of the workpackage *

0/500

Start Month *

End Month *

Tasks

It looks like you did not create a task for this workpackage yet.

+ Add a new task

Name of the task *

0/100

Targeted TRL *

TRL 8

Task description *

0/1000

Development level *

Effect(s) on Solution *

0/1000

For each Work package

2. Assignment to features
3. Deliverables
4. Budget

Create Workpackages to which features will be attached to achieve them. Then assign the previously identified features to these Workpackages. Why? Simply to demonstrate the perfect alignment of your Workpackages with the expected features.

Name of the workpackage

WP 1

Objectives of the workpackage

none

Assign your workpackage to your features

Use case 1
Organizational cybersecurity awareness

☐ Feature 1 - Socio-technical cybersecurity workshop

☐ Feature 2 - Data collection and AI

☐ Feature 3 - Automated translation

☐ Feature 4 - Cybersecurity visualization for awarene

2. Assignment to features
3. Deliverables
4. Budget

unnamed

Please note that you should have one final deliverable per task.

Name *

0/100

Nature *

Dissemination Level *

Type *

Delivery month *

4. Budget

Select your task

unnamed

Total: 0 € - 1 type of cost

You do not need to declare overheads, they are automatically calculated by the EIC (25% of the direct costs minus subcontracting) to define its financial contribution.

Type of cost *

Amount (€) *

0

Description *

0/1000

+ Add a new budget line

Milestones

Declare the milestones of your project

Milestones are checkpoints produced at a specific point in a task while deliverables are tasks results such as reports, studies, tests, etc. While milestones can sometimes correspond to the completion of a deliverable, the two are not necessarily linked. It is not necessary to have a milestone for every deliverable. However, the most important deliverables can be good indications of where you want to place milestones.

EIC Mandatory Milestones

These milestones are mandatory and correspond to the achievement of TRL levels during the project. It has been automatically generated following your task declaration in the previous step. However, you are totally free to edit them.

MM 8

Achievement: TRL 8
Expected Month: 0

 Edit

MM 9

Achievement: TRL 9
Expected Month: 0

 Edit

Custom milestones

[+ Create a new custom milestone](#)

You are free to add custom milestones that do not correspond to any achievement in the TRL scale.

It looks like you haven't created a custom milestone yet.

Edit an EIC mandatory Milestone

Name of the milestone *

MM 8

4/100

Description of the milestone *

0/1000

Achievement (TRL) *



Expected Month *

0

The tasks you declared to this TRL achievement are the following. Assuming all these tasks are needed in order to achieve this level of TRL, the expected month for this milestone is automatically calculated from the expected delivery date of the deliverables.

























Workpackage	Task	End Month
WP 1	unnamed	none

Team

Your team

The staff members

+ Create new team member

Edit a team member

Position *

Business Officer

Domains of expertise *

x socio-technical systems analysis

x Business development

Workpackages on which this person will work on *

☐ WP 1

☐ WP 2

☐ WP 3

☐ WP 4

☐ WP 5

Is this team member a shareholder? If not, type 0%, if yes, define how many share(s) he/she owns: *

0 %

Team

What is the company's and/or founder's track record? *

Highlight relevant achievements and experience of your staff members. * ?

What is your ability to scale up? * ?

Technical/business experience of the team, including management capacity to lead a growing team. *

To which extend does your team fit in your project? *

Do you have the team you need to implement the action ? If not, what competencies/skills are missing and how will you acquire them? *

☒ Yes

Are there any workforce's skills related issues that could compromise the ability of a project partner to exploit the innovation? (If Yes, please comment) *

? ☐ No

How do you plan to ensure gender balance among the member of your team, including executive positions? (CEO, CTO, CMO, CFO, ...) *

0/1000

Partners

Your key partners ?



Supplier tier 1



SME



Other

This is what you declared in your value chain, if you want to change it please edit your stakeholders

Comment *

Your other partners

Stakeholders of your Value chain that are not key partners.



Consumer/ client



Regulation body



Other

This is what you declared in your value chain, if you want to change it please edit your stakeholders

Comment *

0/1000

What are their interest? To what extent they are already committed and incentivised? *

0/1000

Partners

Your key partners ?



Supplier tier 1



SME



Other

This is what you declared in your value chain, if you want to change it please edit your stakeholders

Comment *

Your other partners

Stakeholders of your Value chain that are not key partners.



Consumer/ client



Regulation body



Other

This is what you declared in your value chain, if you want to change it please edit your stakeholders

Comment *

0/1000

What are their interest? To what extent they are already committed and incentivised? *

0/1000

Users

How does the project engage end-users? *



End user organization in the project



An end user organization outside of the project is consulted



No end user organization in the project or consulted

Comment *

0/1000

Connect Partners with WPs

Choose a workpackage and identify the name(s) of the partner(s) you are engaging/associating with your project (they are typically 'end users/customers' but not 'beneficiaries/contractors' to the project)

WP 1

WP 2

WP 3

WP 4

WP 5

WP 1

Objectives

none

Your partners for this workpackage. Please indicate the official name of the partner.

+ Add partner

Validate my team



Q&A

Time to ask your questions!

Contact:

Office Address

Turkey in Horizon 2020 Project

And Sokak 8/12 Akasya Apt. 06680 Çankaya/Ankara

06520 Çankaya/Ankara, Turkey

Tel: +90 312 467 61 40

<http://www.turkeyinh2020.eu/>

info@TurkeyinH2020.eu